


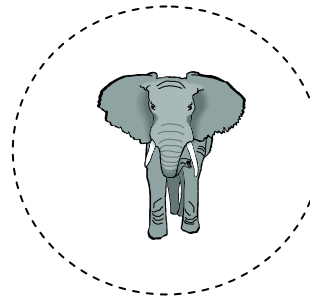










---




---



---

<hr/> <hr style="border-top: 1px dashed black;"/> <hr/>	  
<hr/> <hr style="border-top: 1px dashed black;"/> <hr/>	  
<hr/> <hr style="border-top: 1px dashed black;"/> <hr/>	  
<hr/> <hr style="border-top: 1px dashed black;"/> <hr/>	  

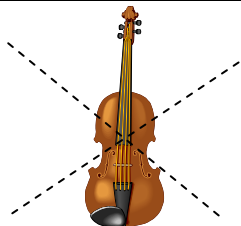
Directions for teacher/parent: Students circle each picture that begins with the short /Ee/ sound. They make an x on each picture that does not begin with the /Ee/ sound. Note: Write a dotted capital and lower case (Ee) at the top and in each box on the left before reproducing for printing practice.



\_\_\_\_\_

-----

\_\_\_\_\_



\_\_\_\_\_

-----

\_\_\_\_\_



\_\_\_\_\_

-----

\_\_\_\_\_



\_\_\_\_\_

-----


\_\_\_\_\_



\_\_\_\_\_

-----

\_\_\_\_\_



\_\_\_\_\_

-----

\_\_\_\_\_



\_\_\_\_\_

-----


\_\_\_\_\_



\_\_\_\_\_

-----

\_\_\_\_\_



\_\_\_\_\_

-----

\_\_\_\_\_

Directions to teacher/parent: Students circle each picture that begins with the short /Ee/ sound and write a capital and lowercase Ee in the box. If the picture does not begin with the /Ee/ sound, students make an x over the picture.